

# 8 Easy Steps To Configure Your Accurize Shooting System

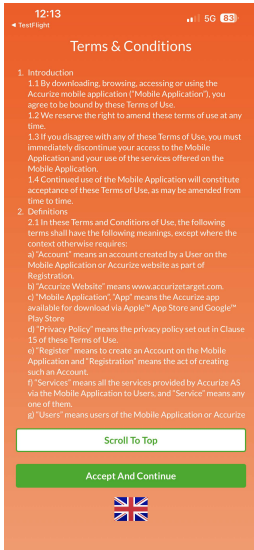


## Step 1: Download the Accurize App.



**Note:** The app needs internet (wlan / mobile data) connection to work properly with the system.

## Step 2: Open the App



Accept the Terms and Conditions, tap flag to change language

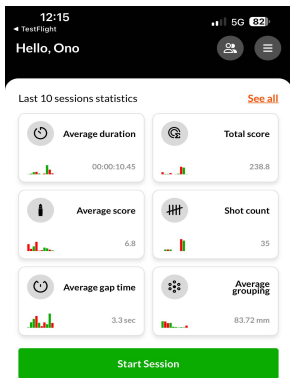
## Step 3: Register as a new user

## Step 4: Log in to the app

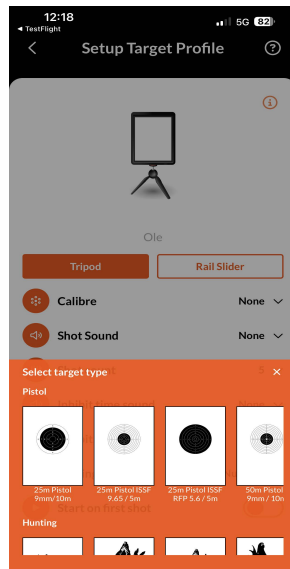
**Step 5:** Press the button on the shooting system to switch it on (See image on the right)  
**Note:** You need to keep it pushed until the red lamp lights up



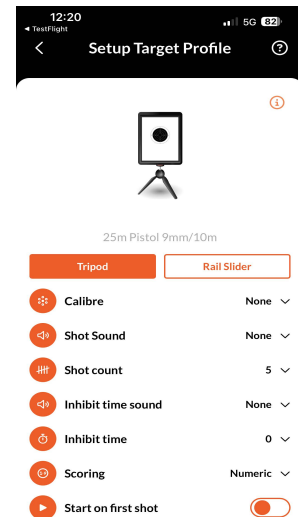
## Step 6: Add your target to the app, follow these manual steps.



Tap start session

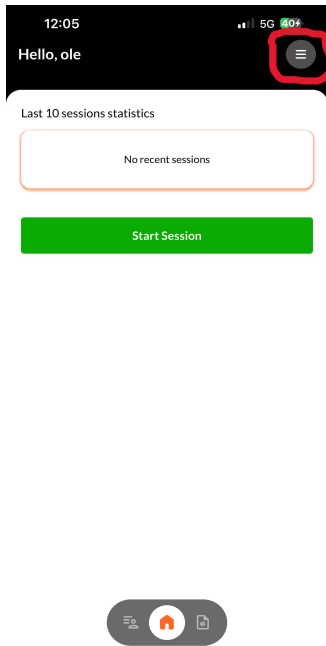


Tap the white screen on the tripod and choose target

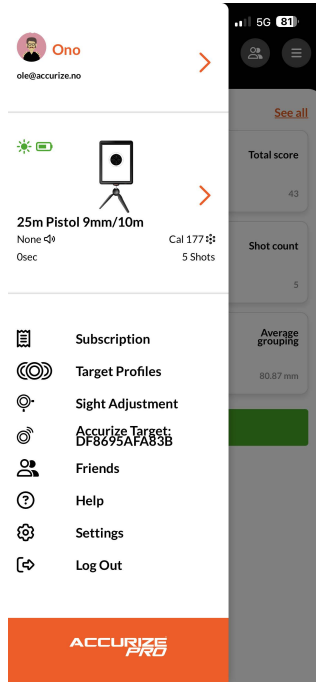


Make the settings for the target. Shot inhibit means (block the target from receiving hit when you reload) Go back with the arrow up left.

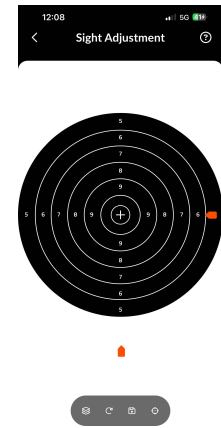
## Step 7: Calibrate your sight



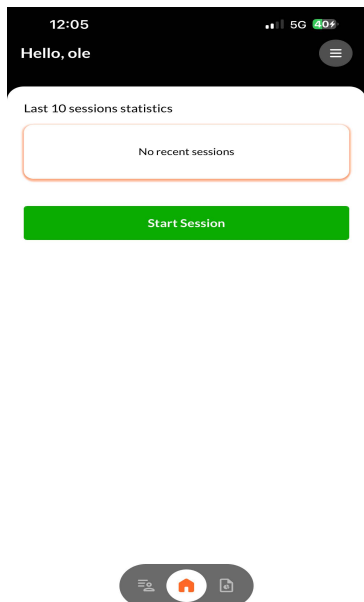
Tap menu in the red frame



Tap sight adjustment



- **Basic app user** - do one perfect shot and your sight is calibrated. Save adjustment by the disc symbol on the grey line.
- **PRO users** can do as many shot as they want and use the cluster for the grouping as adjustment. Tap symbol left on the grey line to set cluster. Save adjustment by the disc symbol on the grey line.
- If you not are satisfied with the adjustment after your first session, repeat or fine tune by using the orange handles

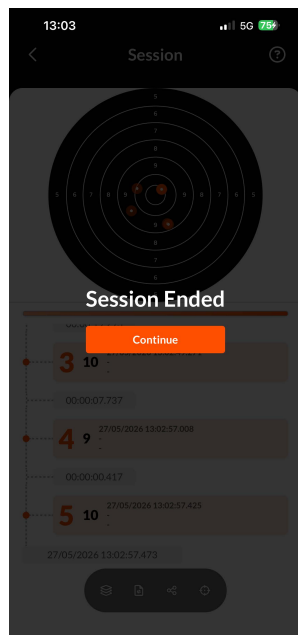


Tap start session

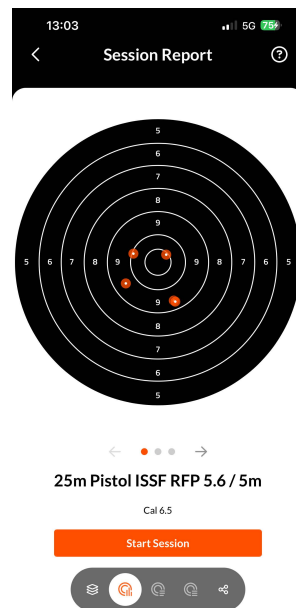
## Step 8: In session and report



In session shots/scoring appear instantly on the target

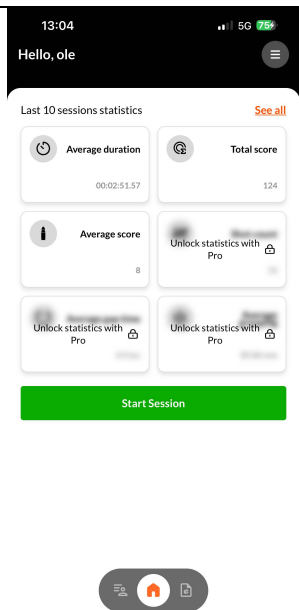


Session ended - tap Continue and you will see the session report

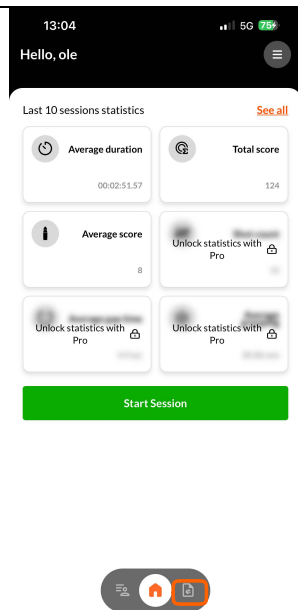


In session report jump to the grey bar line on the bottom and switch between different pages

## More features and Menu



Tap the menu bar up in the right corner to see more features, help section and more information.



Go directly to reports by the grey bar line in the bottom of the page

For more info see our web page [www.accurizetarget.com](http://www.accurizetarget.com) or [shop.accurizetarget.com/en](http://shop.accurizetarget.com/en)

If you still can't get the Accurize shooting system to work or have further questions, please [send us a email to sales@accurize.no](mailto:sales@accurize.no)

(Version 1.1  
May 2026)